



Summer/Early Fall 2018



A Newsletter from
Picture Perfect Landscape / Christmas Decor

Celebrating over 25 years of service

Summertime & the living is easy... Summer is finally here and it's time to get out and enjoy the outdoors after such a cool wet spring! July-September is a perfect time to get those projects done before the kids go back to school & while the weather is dry. Take advantage of our flexible scheduling now that the rush of spring is over. Did you put off that project because your spring was too busy? Maybe its something as simple as cleaning up your planting beds and updating the look of your dated or damaged landscape with some newer lower maintenance shrubs. Walkways and patio areas usually need some cleaning up due to dirt and debris from trees like pollen and sap or moss/weeds. Pavers and cobblestone need resetting or walkway edging can pop up over the years. Weather sure can do damage especially rain and snow. Perhaps you would like to create your own backyard oasis off your deck or patio with either a easy to care for garden or water feature. We can design a place for a fire pit to enjoy with friends and family during the evenings going into the cooler autumn season. Extend *your* living space outdoors this year and enjoy the beautiful weather...

**Give us a call or email us today and
860-228-3915**



Pruning & Watering

After such a rainy spring, It is important to make sure you do not ignore your plantings. That means giving them a pruning sometime after the 4th of July since new spring plant growth is pretty much done for the rest of the year. If they become leggy, they are more prone to breakage due to fall winds or heavy winter snow. Also keep on eye on the weather especially with dry and hot conditions that can exist during the summer. You will have to give your plantings a deep watering at least once a week or you risk stressing out your trees and shrubs. Gator Watering bags help assist with watering trees.




Mulch: Dress-up planting beds with fresh mulch. We sell and deliver dark brown, shredded, pine bark mulch for your landscaping needs. We can either install it for you or just deliver it so you can do it yourself. Visit our website for more info. Call us today for a quote on our pruning & mulching service.



Cleanup an area and entertain family & friends!



Some Tips to Help Your Landscape Survive Summer's Sizzle



The long, hot, dry conditions of summer can tax the endurance of many plants. For plant success this summer season, follow these tips:

***Adjust Watering Schedules**-Water needs will increase as the temperature rises. Water in the early morning or late afternoon for best results and you won't burn the leaves of your plants or lawn.

***Check Irrigation Systems**-Replace clogged drip emitters and repair leaks. Increase emitter numbers and adjust emitter placement on trees. For sprinklers, place cups or cans out into your lawn, turn your system on and check for uneven coverage to determine problem areas.

***Mulch Plant Roots**-Replenish organic mulches around your plants each year to improve soil, reduce moisture loss & keep roots cool during the summer months. Keep mulch away from plant trunk or main stem.

***Pruning** not only keeps shrubs and trees looking good, it also eliminates unnecessary foliage that takes more watering; plants like to conserve water and energy during the summer. Plus leggy plants and tree branches are more prone to damage in the fall and winter.

***Weed Removal**-Weeds can compete with landscape plants for water.

Remove the weeds by hand or check with your local nursery for safe weed sprays.

Picture Perfect recommends applying both Roundup or other type of weed killer (for existing weeds) & then Preen which works for about 8-12 weeks (to discourage new weeds) to your beds to dramatically decrease weed growth & cut down on maintenance.)



Proper plant care and watering will keep your landscape healthy and looking beautiful all year long.

New Lawns have better success in late summer.

Once the hot temperatures of July are past and we get to



enjoy the much cooler evenings of August and September. This makes it easier to keep grass seed moist during germination. The young plants have **better growing conditions** without extreme heat. Most of the **weeds** that compete with grass are dead and **diseases** are under control for the rest of the year. Weed and disease chemicals cannot be sprayed on new grass without injuring or killing it.

The new grass will have the fall and spring **seasons to mature** before facing all the stress of next summer: heat, traffic, competition, mowing, inappropriate watering, diseases, etc.

Planting at this time of year avoids several **springtime problems**: cool soil temperatures delay germination; soil may be too moist to prepare; weeds dominate the early growing months. Higher percentages of seed germination are likely since soil temperature and moisture levels are more favorable or can be controlled more readily. Plus you can apply weed control once the grass is 5-6 weeks old and has had its first cutting.

***The best time to seed lawns is from late summer until early fall (August 15 to September 20) while the soil is still warm. Late summer lawn seeding is best because the soil is still warm (faster germination), watering will not be as much of a problem, there are fewer weed problems, and the cool season grasses in the mix will have a better chance of getting established.**

Water seeds in thoroughly with a fine mist. Once the seed is planted, make sure that the soil is kept evenly moist until germination. After the seeds germinate, you can water more heavily but less frequently. **DO NOT OVER WATER**, and do not use a strong spray. You don't want to drown the seeds, nor do you want to wash them away.

Water will continue to be a prime concern for your new lawn. About one inch of water per week (rainfall plus irrigation) will be required until your lawn is well established. You may mow a newly seeded turf when the grass is 2 1/2-3 inches tall. Use a SHARP mower so the grass is cut cleanly, and the plants are not pulled out of the ground. Do not cut the grass too short, about 1 1/2 to 2 1/2 inches is a good height. After the first mowing you may apply a high nitrogen, turf fertilizer (23-4-6) at one-half the application rate recommended on the bag. Water immediately to prevent possible foliar burn.



Update your mature and overgrown landscape by removing a few unwanted plants and adding some color, texture and interest with low maintenance evergreens, shrubs, trees and perennials...

August & September are great times for plantings: cooler evenings for easier watering. Nurseries are freshly stocked!

Planning an end of summer party? Spruce up your landscape & impress your friends & family by visiting our website for new ideas on updating your yard. A little change can go a long way...create useful areas in your backyard that you can enjoy everyday with your family and friends. *Cut down on lawn areas and weeds with mulch or larger stone...*




Customize your backyard living area...

Outdoor Patios Areas: Many homeowners are putting a lot of thought & planning into their home additions these days. There are many options available...you can include the use of partially enclosed gazebos with either canopies or pergolas as a roof for shading and adding privacy. Create an outdoor living area with a view of your backyard for the warmer seasons by installing an open gazebo/canopy on a patio with side curtains for privacy and protection from the elements and insects. You can even create different areas on a concrete paver patio for sitting & relaxing with a good book, grilling, enjoying a fire, children's area with picnic table, entertaining with friends around a bar...the ideas are endless. Let us design an outdoor patio designed for your lifestyle and specific needs...Great for entertaining or just relaxing after a long day and it will give many years of enjoyment for both family and friends. Call us today for a free consultation & quote. Take advantage of our more flexible summer schedule and explore *your* possibilities today!!!

Extend your family's quality time outdoors this summer with an inviting fire...

One of today's hottest trends in outdoor entertaining is incorporating fireplaces, outdoor fire pits, and grills or chimneys in your backyard so you can enjoy a cozy fire during spring, summer, and fall. For decades homeowners out West and down South, have extending their quality time outdoors with family and friends by installing heating elements that are functional as well as enjoyable. Instead of the pool or Jacuzzi that doesn't quite get used as often when company comes over, they create an area with benches and chairs with an inviting fire to gather around safely. Enjoy a delicious meal outdoors and then have a place to converse or to enjoy romantically with that special someone as the evenings start to get cooler but you still want to linger outdoors on a summer night.



Fire Pit Kits



We are a Unilock® and Techo Bloc Authorized Contractor

Unilock fire pit area and sitting wall for entertaining.



Fire pit area and Pondless waterfall

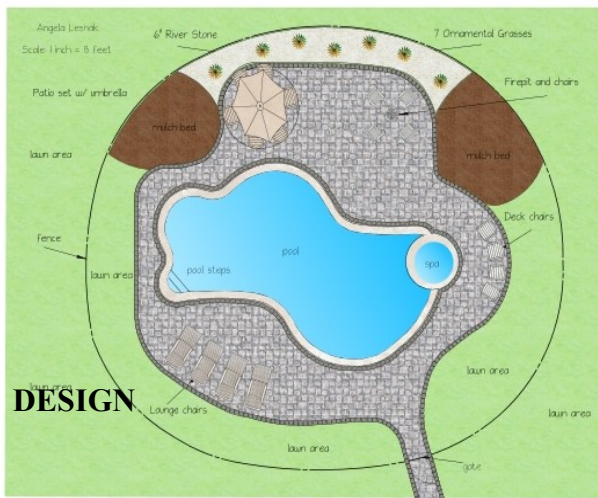
Services We Offer...

Complete Design Service (1,2, and 5 year phased plans available)

- ◆ Walkways Patios and Outdoor Areas-Landscape Plantings Plant bed pruning, edging, and mulching; also privacy screening trees and lower maintenance plantings
- ◆ Retaining Walls, Playscape or Shed Area and Water Features: Waterfalls, Ponds, & Streams
 - ◆ Christmas Décor Holiday Decorating & Lighting

www.perfectscapes.com

Did you have a new pool installed recently or need to update you existing outdoor patio?



This will be our 19th Season of Decorating:
WE DO IT ALL FOR YOU!
 Our **Full Service Program** offers our clients convenience. We design, install, maintain, remove and store our top of the line, commercial quality holiday lights & décor for you to enjoy. New LED C9s and mini-lights use 85% less energy than regular lights!

New clients Early Incentives of up to 15% if you sign up by October 1st
Existing Clients Your Service Packages going out in August and September



- **Roof and Ground Lighting with LED C9 bulbs**
- **Windows, Trees, and Shrubs with LED minilights**
- **Commercial quality garland, wreaths with or without lights**
- **Bows and Specialty Decor such as Ornaments and Signs**
- **Outdoor Digital Timer and electrical setup**



CHRISTMAS DECOR SERVICES by Picture Perfect Landscape